



Republic of the Philippines
Department of Education
Schools Division of Benguet

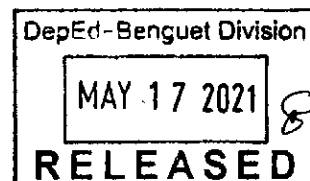
DIVISION MEMORANDUM

May 9, 2021

No. 169

**Division Webinar on Video Making and Radio-Based Instruction for
Elementary and Junior High School Teachers in Mathematics**

To: Public Schools District Supervisors
Elementary and Secondary School Heads
Mathematics Teachers



1. The DepEd-Benguet will conduct Division Webinar on Video Making and Radio-Based Instruction (RBI) for mathematics teachers on May 25-27, 2021 at 8:30 AM
2. The following are the objectives of the said webinar
 - a) Upskill elementary and junior high school teachers on video making and radio-based instruction (RBI);
 - b) Enhance the creative, innovative and technical skills of teachers thereby improving learners' engagement and making learning more meaningful with fun and enjoyment.
3. Participants to the said webinar are in the attached list.
4. To facilitate easy access of the software on **Kinemaster App On Android please install early following the attached guideline.**
5. Link on the conduct of the webinar will be shared in our group Chat or on your email address.
6. Immediate dissemination of this memorandum is desired.

GLORIA B. BUYA-AO
Schools Division Superintendent

Office of the CID

[Signature]



Address: Wangal, La Trinidad, Benguet
Telephone Number: (074) 422-6570
Email: benguet@deped.gov.ph
Facebook Page: DepEd Tayo Benguet





Republic of the Philippines
Department of Education
Schools Division of Benguet

LIST OF PARTICIPANTS ON THE CONDUCT OF Division Webinar on Video Making and Radio-Based Instruction for Elementary and Junior High School Teachers in Mathematics

A) Elementary

No	Name	School	No	Name	School
1	Genevive G. Gulingoy	Buguias	30	Julie L. Felipe	Ciriaco Magno ES, Tublay
2	Jocelyn B. Sawadi	Puguis ES, La Trinidad	31	Alpha P. Bilango	Balili ES, La Trinidad
3	Mercelyn Caloy	Buguias	32	Filisisima D. Tongalog	Paoad ES, Tublay
4	Ada K. Gansowen	Puguis ES, La Trinidad	33	Pauline Tomin	Pico ES, La Trinidad
5	Jessie Mar Rabara	Puguis ES, La Trinidad	34	MAY Joy C. Ladiong	Ca-ew ES, Mankayan
6	Aileen S. Biang-Tacuyan	Benguet SPED	35	Eden O. Dalog	Camanpaguey ES, Makayan
7	Normalyn V. Abellera	Buguias	36	Cheryl G. Basing- at	Cotcot ES, Mankayan
8	Angel G. Luis	Buguias	37	Joanna M. Pontino	Kawal ES, Bokod
9	Oliver Ngiwas	Sinacbat ES, Bakun	38	Michelle M. Catanes	Bokod
10	Gema O. Pag-ang	Sinakbat, Bakun	39	Valentine C. Pontino Jr	Pontino ES, Bokod
11	Juana S. Urbano	Sinakbat, Bakun	40	Hayette C. Pontino	Bisal ES, Bokod
12	Lenafe S. Cayat	Talbino ES, Bakun	41	Lynden E. Olas	Bokod
13	Jessel B. Osting	Batanes, Bakun	42	Donalyn A. Cido	Asin ES, Tuba
14	Geneveth M. Guisdan	Bangao, Buguias	43	Mary Jane L. Leo	Saguitalg ES, Tuba
15	Rebecca D. Tanas	Bagtanagn ES, Bakun	44	Merriam B. Bekseng	Camp 4 ES, Tuba
16	Cordilla L. Tino	Buguias	45	Bernadeth E. Ebanio	Tuba
17	Helen A. Kimkiman	Buguias	46	Evangeline P. Ticag	Tawang ES, La Trinidad
18	Carlyn M. Bacasen	Sablan CS	47	Jhayra A. Bayacsan	Alno Kadorie ES, La Tri
19	Leonila A. Eslava	Sablan CS	48	Caroline D. Pagnas	La Trinidad Central School
20	Wilfred G. Buslay	Palili ES, Sablan	49	Elmerine Panagan	Balili ES, La Trinidad
21	Nora B. Tiago	Pico ES, La Trinidad	50	Joemar S. Soriano	Puguis ES, La Trinidad
22	Sarah L. Angayan	La Trinidad CS	51	Jennifer L. Awas	Benguet SPED, La Trinidad
23	Amil D. Baguilat	Balakbak ES, Kapangan	52	Mac Taner L. Almazan	Puguis ES, La Trinidad
24	Perline A. Daculog	Balakbak ES, Kapangan	53	Cesar S. Martin	Englandad ES, Atok
25	Lolly Vhenn C. Accos	Bilis, ES, Kapangan	54	Melinda R. Dulagan	Acupan ES, Itogon 2
26	Mary Ann E. Borais	Puguis ES, La Trinidad	55	Jane D. Dugacan	Acupan ES, Itogon 2
27	Shani Lu P. Bandao	Benguet SPED	56	Marjorie O. Sanil	Tinongdan ES, Itogon 1
28	Joan G. Lunes	Ciriaco Magno ES, Tubl	57	Lorelie D. Balanag	Manganese ES, Itogon 2
29	Gina P. Esguerra	Pacalso ES, Itogon 1	58	Lorna V. Wallit	Talingoroy ES, la Trinidad
59	Ronel L. Bulos	Tuding ES, Itogon 1	62	Richard L. Boadilla	Buyagan ES, La Trinidad



Address: Wangal, La Trinidad, Benguet
 Telephone Number: (074) 422-6570
 Email: benguet@deped.gov.ph
 Facebook Page: DepEd Tayo Benguet





Republic of the Philippines
Department of Education
Schools Division of Benguet

60	Rhoda E. Inciong	Tawang ES, La Trinidad	63	Efagenia L. Paing	Balili ES, La Trinidad
61	Myrna G. Olante	Poad ES, Tublay	64	Pauline Tomin	Pico ES, La Trinidad
B) Junior High School					
No	Name	School	No	Name	School
1	Eljun Arisga	Tuba Central NHS	19	Hardy Domingo	Sinipsip NHS Extension-Natubleng
2	Valerie P. Paran	Adaoay NHS Extension- Abucot	20	Jemael Angligen	Sinipsip NHS Extension-Natubleng
3	Ryan D. Aladog	Adaoay NHS	21	Jester Inga-an	Tabio NHS
4	Josephine Wacnang	Mankayan NHS	22	Marjorie Buslotan	Balili NHS-Main
5	Tricia Awal	CRSHS	23	Nanette Bayating	Tublay School of Home Industries
6	Rufina W. Andres	La Trinidad NHS	24	Christine D. Cartoneros	Alejo M. Pacalso Memorial NHS
7	Glenford Claro	La Trinidad NHS	25	Guilbert Cherweg	AMPMNHS
8	Crispher Ediong	La Trinidad NHS	27	Maritess Beniking	Tabio NHS
9	Arnold Manio	Tawangan-Lus NHS	28	Heather G. Banagui	CRSHS
10	Jane C. Mata	Alejo Pacalso MNHS	29	MaryJane S. Berato	Benguet NHS-Bineng
11	Nobel Saclangan	BeNHS-Main	30	Alvin Guaki	CRSHS
12	Marlou C. Aniban	BeNHS-Main	31	Frannie Laine D. Sison	Benguet NHS-Main
13	Melenia Cabatan	Balili NHS-Main	32	Gabriel Balangay	Tuba Taloy Sur NHS
14	Harold Moncion	Loacan NHS	33	Nerie Maci-ing	Tuba NHS
15	Jufelia P. De Olon	Be NHS-Main	34	Cristina Ayangdan	Fianza Mem NHS
16	Shirley D. Totanes	Loacan NHS	35	Nanette Bayating	Benguet NHS
17	Marjorie Lictag	AMPMNHS	36	Fe Canuto	BeNHS Annex-Alno
C) Facilitators/Resource Speakers					
1	Jardson Onio	Mankayan NHS	6	Precious A. Agno	CRSHS
2	Jason Manuel L. Osong	CRSHS	7	Imelda Espiritu	Benguet NHS
3	Jim Alberto	Ampucao NHS	8	Emmanuel Estandian	Benguet NHS
4	Elmerine S. Panagan	Balili ES	8	Richard Boadilla	Buyagan ES
5	Joemar Soriano	Puguis ES	10	Mark Anthony Mamulang	Loo NHS

Prepared by:


WILFRED C. BAGSAO, PhD
 EPS, Mathematics

Noted by:


RIZALYN A. GUZMAN, EdD
 Chief-CID



Address: Wangal, La Trinidad, Benguet
 Telephone Number: (074) 422-6570
 Email: benguet@deped.gov.ph
 Facebook Page: DepEd Tayo Benguet





Republic of the Philippines
Department of Education
Schools Division of Benguet

CAPABILITY BUILDING OF TEACHERS ON NEW NORMAL EDUCATION I

Kinemaster application is a lightweight yet powerful tool for video editing on android. Kinemaster pro app also has a free version that includes watermark. Also, few features are not available in the free kinemaster application. Kinemaster mod is a full-unlocked professional video editor for android users, supports multi-layers of video, images, and text with state of art trimming and cutting, have multi-track audio, volume envelope control, 3D transitions, and **Chroma Key** without any Watermark.

How To Use Kinemaster App On Android?

The following are the features of Kinemaster with its functions. After understanding all the following features, you can easily edit your videos.

1. Media

Media is a feature of kinemaster. You can insert videos, backgrounds, and images with the help of this feature.

2. Audio

Audio is another kinemaster feature. It helps you add songs and background music to your video.

3. Voice

It is the best feature for video creators. You can record your voice in your video by this feature.

For instance, you made a video for YouTube and did not add voice to that video. You can record voice in your video by the help kinemaster voice feature.

4. Layer

The layer consists of the following features.

a. Media

It is also helpful for inserting videos and images but not for inserting backgrounds.

b. Effect

It is another best feature that helps you to add a blur effect in your video. You can blur not only the full screen of your video but also any specific part or privacy of your video.

c. Overlay

The overlay is another feature of kinemaster that provides you free stickers for your videos. You can add stickers in your video by using this feature.



Address: Wangal, La Trinidad, Benguet
Telephone Number: (074) 422-6570
Email: benguet@deped.gov.ph
Facebook Page: DepEd Tayo Benguet





Republic of the Philippines
Department of Education
Schools Division of Benguet

d. Text

Text is a common feature but is necessary that video creators usually use in their videos. You can write any sentence, word or phrase as per your need.

e. Handwriting

This feature is very helpful for video creators. It provides you to add arrow, circle, square and wrong sign in your video.

5. Other Features:

There are other features available when you click on your video layer. Then you will have some features to edit that video like video cropping, video trimming, video rotating, video speed control, color adjustment, the volume of your video, etc.

1. How to use Handwriting in Kinemaster?

Handwriting tool in a KM is basically a feature by which you can draw or sketch on your videos. The main purpose of this feature is to highlight a specific area using arrows. In KM handwriting tool, you can use five shapes and brushes at the same time.

1. Open kinemaster and add any video for learning or you should add video which you want to edit. But I am using single image and I will show you the usage of this feature.
2. After addition of picture or clip, tap on handwriting tool as mentioned in a screenshot.
3. Now you will see here shapes and brushes. Select color of brush, size of brush and choose the shape then draw it in your video or picture by long tapping of your finger. You can make more beautiful sketches on your video.



Address: Wangal, La Trinidad, Benguet
Telephone Number: (074) 422-6570
Email: benguet@deped.gov.ph
Facebook Page: DepEd Tayo Benguet



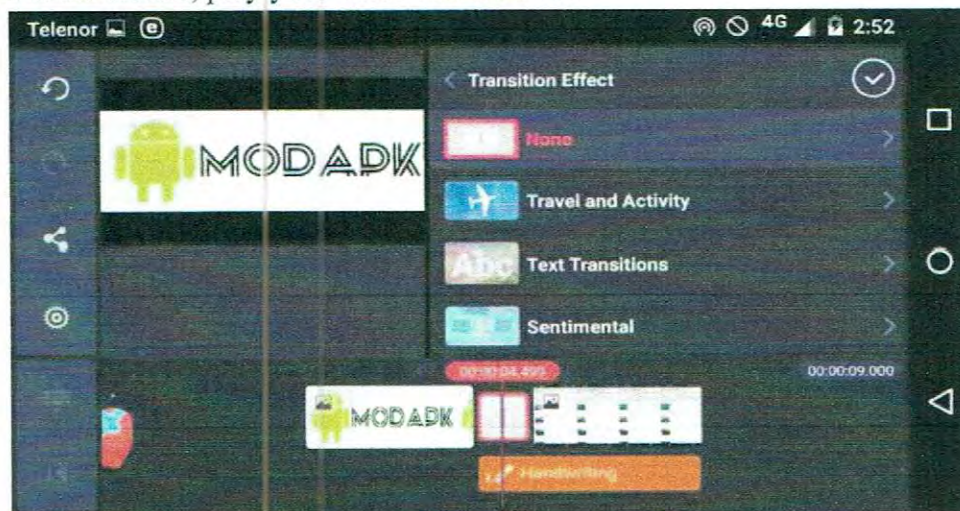


Republic of the Philippines
Department of Education
Schools Division of Benguet

II. How to add Transition using Kinemaster?

Transition is a concept of editing because you can merge two videos by adding attractive transition style so that no one can find you merged the videos. For me, editing is nothing without this feature. Here is **how to use transition effect in Kinemaster**.

1. In the first place follow a same steps as I mentioned earlier in previous tool. You will have to add two images or clips in order to use this feature in KM.
2. After addition of 2 or multiple images, you will see white small button between every picture. Simply, click on that and there will be various transitions available such as 3D transitions, Classic transition and fun transitions. Choose them as per your choice.
3. To look at the effects, play your video and watch it.



III. How to Use Overlay in Kinemaster

Overlay is another feature that is supported in every editing application. It is the addition of layer in your clip. Mostly YouTubers use it to tell users to subscribe their channel by adding layer of subscribe.

Open KM app, tap on layer then click layer and add it. You can customize layer according to your choice.




Address: Wangal, La Trinidad, Benguet
Telephone Number: (074) 422-6570
Email: benguet@deped.gov.ph
Facebook Page: DepEd Tayo Benguet



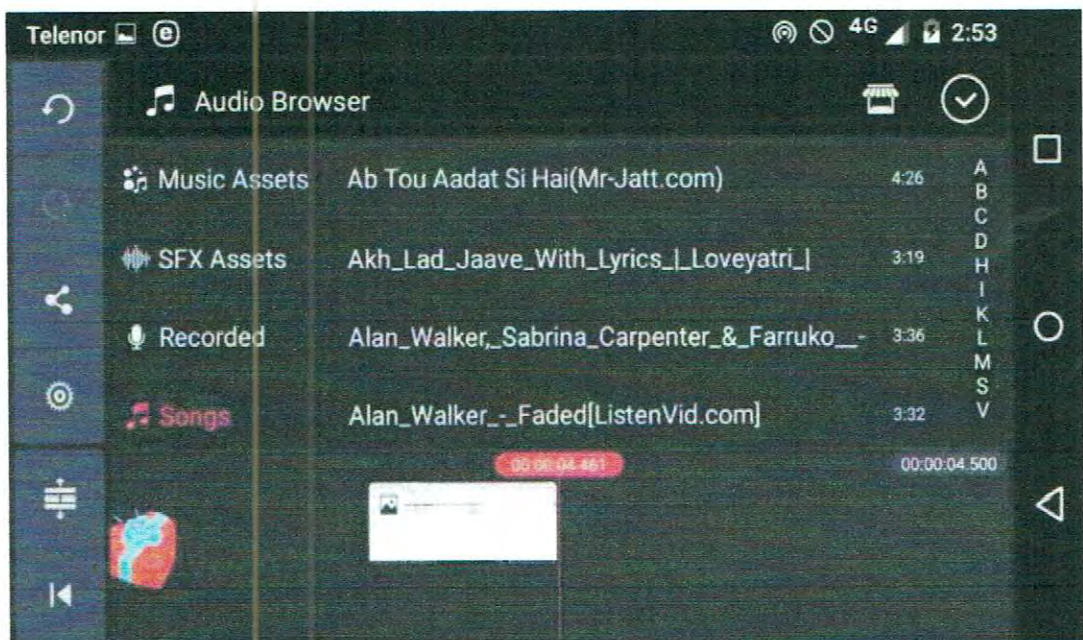


Republic of the Philippines
Department of Education
Schools Division of Benguet



IV. How to add Music using Kinemaster

This tool is used to add the music in your videos. If I talk about YouTubers, they use this feature when they don't add their own voices in video. To use it, Click Audio then add music from your storage device or you can use kinemaster soundtrack as well.



Address: Wangal, La Trinidad, Benguet
Telephone Number: (074) 422-6570
Email: benguet@deped.gov.ph
Facebook Page: DepEd Tayo Benguet



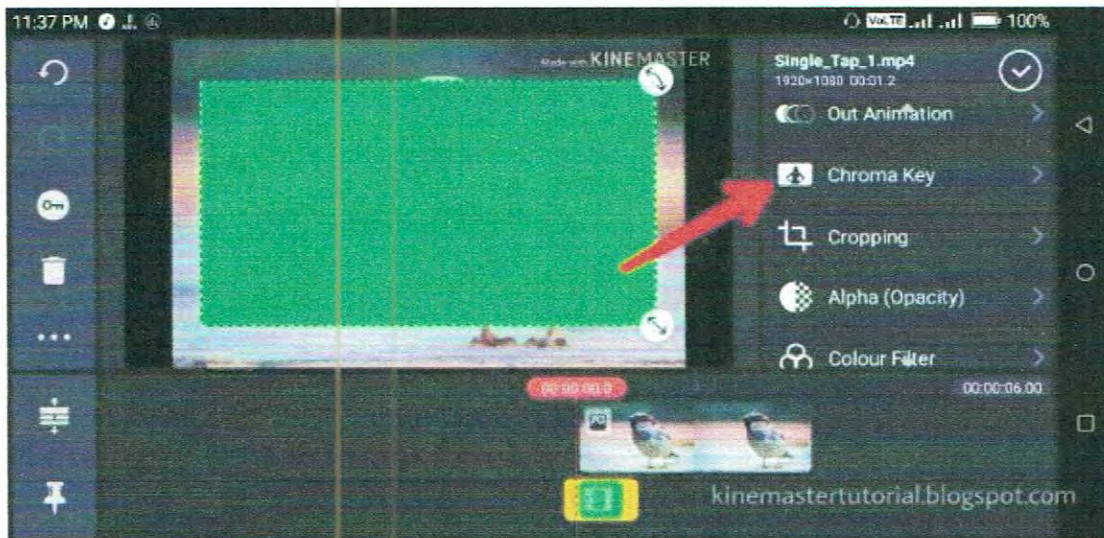


Republic of the Philippines
Department of Education
Schools Division of Benguet

V. Use Chroma Key in Kinemaster

Chroma key is commonly called as green screen effects. By using this tool, you can change the background of your videos and make it attractive. Make sure your video background should be green then you can change it. At the present time, this feature is more important for editors.

1. In this case, add the image that you want to put in background then upload the video clip.



2. Tap on video clip, you will see chroma key button. Click on that and enable it. Now set the upper layer at 28% and lower layer at 50% to hide green screen. Sometimes green effect doesn't hide at mentioned value so you will have to adjust it until you get success.



Jarson Onio, Mankayan NHS



Address: Wangal, La Trinidad, Benguet
Telephone Number: (074) 422-6570
Email: benguet@deped.gov.ph
Facebook Page: DepEd Tayo Benguet

